


## Sequence Report



### Signal Path1 : Signal Path Setup

#### Test Conditions

Output Connector: Analog Unbalanced  
Channels: 3  
Source Impedance: 50 Ohm  
Input Connector: Analog Balanced  
Channels: 3  
Termination: 200 kOhm  
Max Input Bandwidth: >90 kHz  
Coupling: AC



## Signal Path1 : Reference Levels at rated power output

## Test Conditions

dBr G:	100.0 mVrms
dBm (Output Power):	600.0 Ohm
watts (Output Power):	8.000 Ohm
Shared Frequency Reference:	1.00000 kHz
dBrA:	19.45 Vrms
dBrB:	1.000 Vrms
dBrA Offset:	0.000 dB
dBrB Offset:	0.000 dB
dB SPL1:	10.00 mVrms
dB SPL2:	10.00 mVrms
dB SPL1 Calibrator Level:	94.000 dB SPL
dB SPL2 Calibrator Level:	94.000 dB SPL
dBm (Input Power):	600.0 Ohm
watts (Input Power):	4.000 Ohm

## Signal Path1 : Level and Gain at rated power output

## Test Conditions

Generator Level:	0.900 Vrms
Frequency:	1.00000 kHz
Low-pass Filter:	80 kHz

## RMS Level

Ch1	304.2 W (@4.000 Ohm)
Ch2	302.7 W (@4.000 Ohm)
Ch3	302.7 W (@4.000 Ohm)

## Gain

Ch1	31.768 dB
Ch2	31.745 dB
Ch3	31.747 dB

## Sequence Report



Signal Path1 : THD+N at Rated Power Output

### Test Conditions

Generator Level: 0.900 Vrms  
Frequency: 1.00000 kHz  
Low-pass Filter: 80 kHz  
THD+N at Rated Power 20 Hz highpass  
Output Filter:

### THD+N Ratio

Ch1	0.033427 %
Ch2	0.035883 %
Ch3	0.026839 %

# Sequence Report

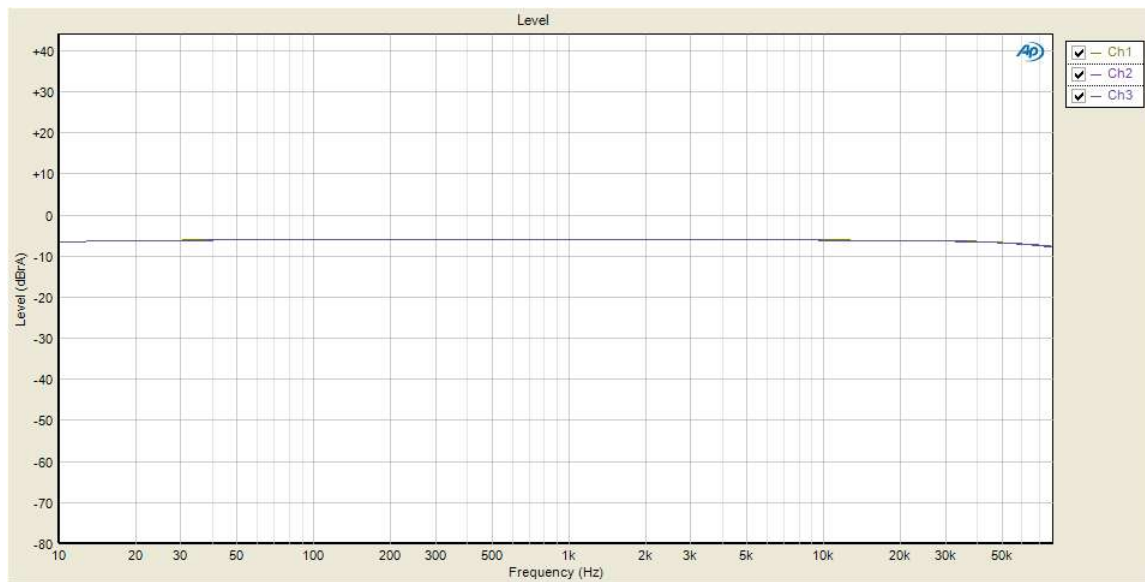


Signal Path1 : Frequency Response- Broadband 80Khz

## Test Conditions

Generator Level: 250.0 mVrms  
Start Frequency: 10.0000 Hz  
Stop Frequency: 80.0000 kHz  
Sweep: 800.0 ms  
Pre-Sweep: 200.0 ms  
Extend Acquisition By: 10.00 ms

## Level



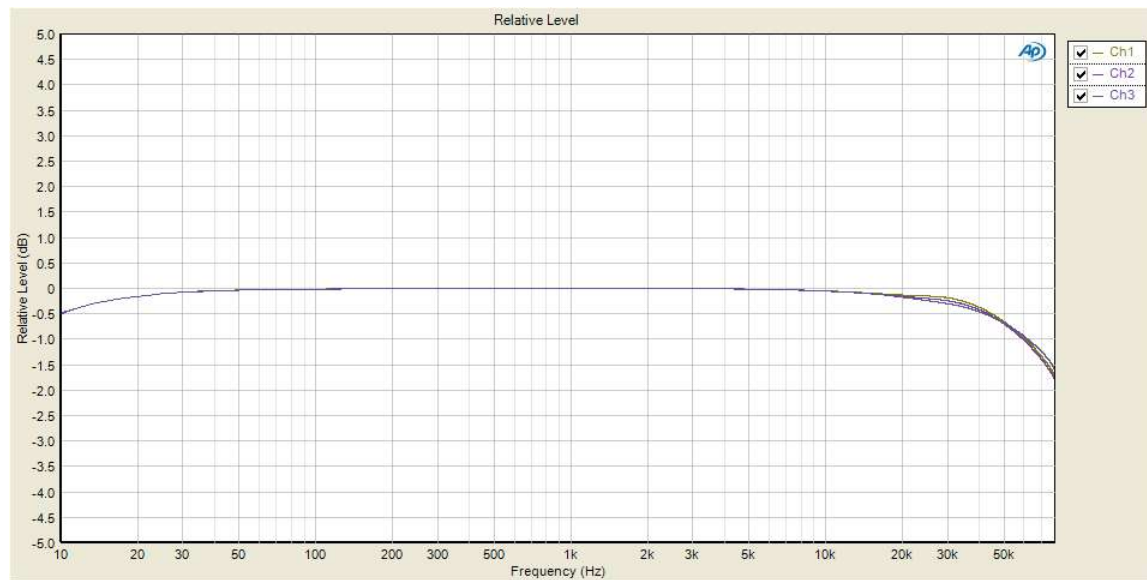
# Sequence Report



## Relative Level

### Measurement Parameters

Ref Frequency: 1.00000 kHz



## Deviation (20.0000 Hz - 20.0000 kHz)

### Measurement Parameters

Min Frequency: 20.0000 Hz

Max Frequency: 20.0000 kHz

Ch1 ±0.075 dB

Ch2 ±0.079 dB

Ch3 ±0.087 dB

## Sequence Report



### Signal Path1 : Signal to Noise Ratio at rated power output

#### Test Conditions

Generator Level:	0.900 Vrms
Frequency:	1.00000 kHz
Low-pass Filter:	80 kHz
Noise Filter:	20 Hz highpass

#### Signal to Noise Ratio

Ch1	110.817 dB
Ch2	111.999 dB
Ch3	111.546 dB

### Signal Path1 : Signal to Noise Ratio at 1 watt output

#### Test Conditions

Generator Level:	52.00 mVrms
Frequency:	1.00000 kHz
Low-pass Filter:	80 kHz
Noise Filter:	A-weighting (20 - 20 kHz)

#### Signal to Noise Ratio

Ch1	94.621 dB
Ch2	96.090 dB
Ch3	95.476 dB

# Sequence Report

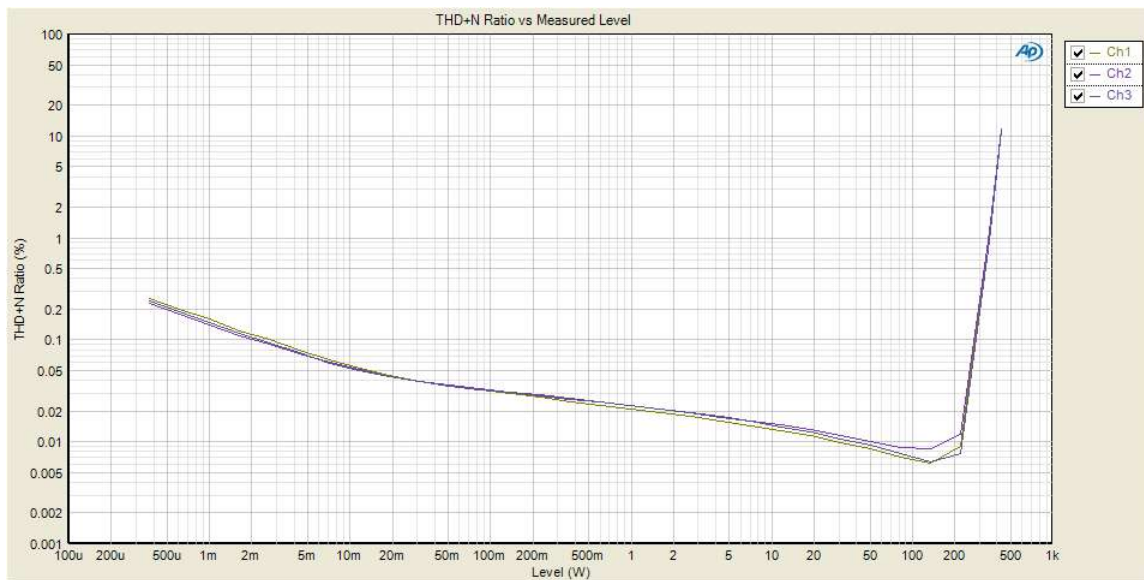


Signal Path1 : THD vs. power output

## Test Conditions

Frequency: 1.00000 kHz  
Start Level: 1.000 mVrms  
Stop Level: 1.250 Vrms  
Step Type: Logarithmic  
Number of Points: 30  
Low-pass Filter: 80 kHz  
THD+N Filter: 20 Hz highpass

## THD+N Ratio vs Measured Level



# Sequence Report

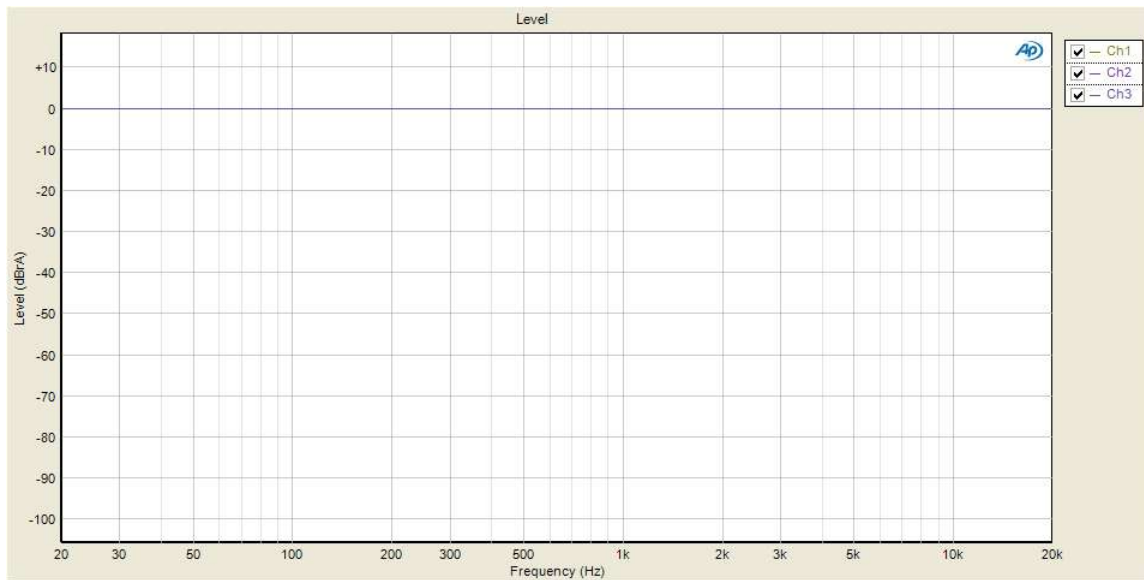


Signal Path1 : Amplifier response across the audio bandwidth

## Test Conditions

Generator Level: 500.0 mVrms  
Start Frequency: 20.0000 kHz  
Stop Frequency: 20.0000 Hz  
Number of Points: 31  
Step Type: Logarithmic  
Signal: 20Hz-20kHz 1/1 oct. (11pt)  
Low-pass Filter: 80 kHz  
THD+N Filter: 20 Hz highpass  
Phase Ref Channel: Ch1

## Level



## THD+N Ratio

