


Sequence Report



Signal Path1 : Signal Path Setup

Test Conditions

Output Connector: Analog Unbalanced
Channels: 5
Source Impedance: 50 Ohm
Input Connector: Analog Balanced
Channels: 5
Termination: 200 kOhm
Max Input Bandwidth: >90 kHz
Coupling: AC



Sequence Report



Signal Path1 : Reference Levels at rated power output

Test Conditions

dBr G:	100.0 mVrms
dBm (Output Power):	600.0 Ohm
watts (Output Power):	8.000 Ohm
Shared Frequency Reference:	1.00000 kHz
dBrA:	19.45 Vrms
dBrB:	1.000 Vrms
dBrA Offset:	0.000 dB
dBrB Offset:	0.000 dB
dB SPL1:	10.00 mVrms
dB SPL2:	10.00 mVrms
dB SPL1 Calibrator Level:	94.000 dB SPL
dB SPL2 Calibrator Level:	94.000 dB SPL
dBm (Input Power):	600.0 Ohm
watts (Input Power):	8.000 Ohm

Signal Path1 : Level and Gain at rated power output

Test Conditions

Generator Level:	1.050 Vrms
Frequency:	1.00000 kHz
Low-pass Filter:	80 kHz

RMS Level

Ch1	207.3 W (@8.000 Ohm)
Ch2	208.0 W (@8.000 Ohm)
Ch3	209.0 W (@8.000 Ohm)
Ch4	210.7 W (@8.000 Ohm)
Ch5	209.6 W (@8.000 Ohm)

Gain

Ch1	31.772 dB
Ch2	31.788 dB
Ch3	31.808 dB
Ch4	31.844 dB
Ch5	31.820 dB

Signal Path1 : THD+N at Rated Power Output

Test Conditions

Generator Level:	1.050 Vrms
Frequency:	1.00000 kHz
Low-pass Filter:	80 kHz
THD+N Filter:	20 Hz highpass

THD+N Ratio

Ch1	0.083099 %
Ch2	0.062255 %
Ch3	0.073265 %
Ch4	0.142035 %
Ch5	0.082121 %

Sequence Report

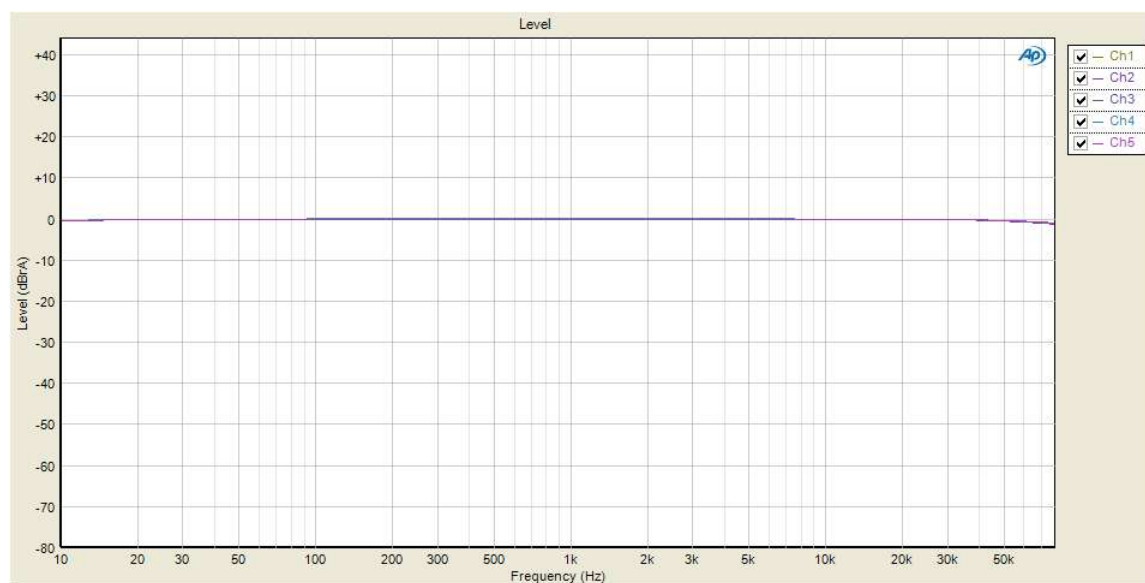


Signal Path1 : Frequency Response- Broadband 80Khz

Test Conditions

Generator Level: 500.0 mVrms
Start Frequency: 10.0000 Hz
Stop Frequency: 80.0000 kHz
Sweep: 800.0 ms
Pre-Sweep: 200.0 ms
Extend Acquisition By: 10.00 ms

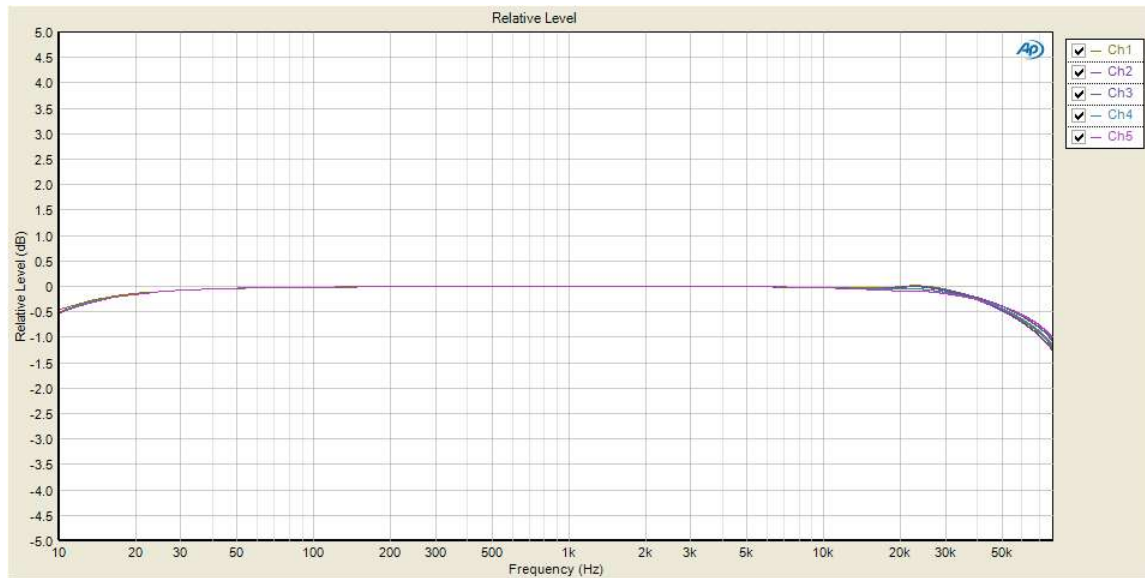
Level



Relative Level

Measurement Parameters

Ref Frequency: 1.00000 kHz



Deviation (20.0000 Hz - 20.0000 kHz)

Measurement Parameters

Min Frequency: 20.0000 Hz

Max Frequency: 20.0000 kHz

Ch1	±0.071 dB
Ch2	±0.077 dB
Ch3	±0.076 dB
Ch4	±0.076 dB
Ch5	±0.078 dB

Signal Path1 : Signal to Noise Ratio at rated power output

Test Conditions

Generator Level:	1.050 Vrms
Frequency:	1.00000 kHz
Low-pass Filter:	80 kHz
Noise Filter:	20 Hz highpass

Signal to Noise Ratio

Ch1	108.323 dB
Ch2	112.158 dB
Ch3	112.901 dB
Ch4	112.584 dB
Ch5	111.350 dB

Signal Path1 : Signal to Noise Ratio at 1 watt output

Test Conditions

Generator Level:	75.00 mVrms
Frequency:	1.00000 kHz
Low-pass Filter:	80 kHz
Noise Filter:	A-weighting (20 - 20 kHz)

Signal to Noise Ratio

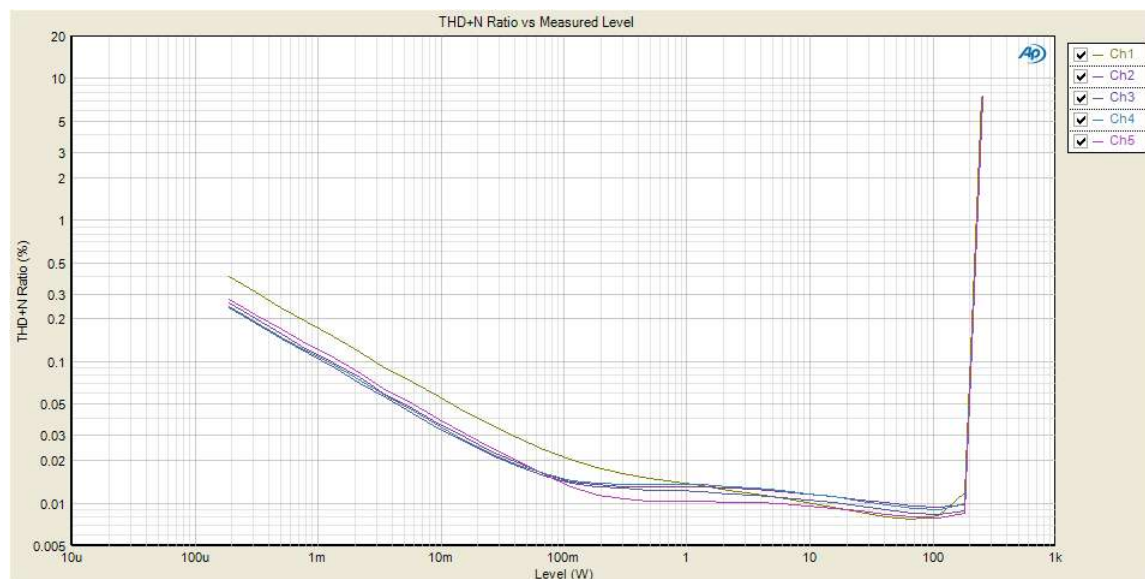
Ch1	94.333 dB
Ch2	98.239 dB
Ch3	99.196 dB
Ch4	98.590 dB
Ch5	97.675 dB

Signal Path1 : THD vs. power output

Test Conditions

Frequency: 1.00000 kHz
Start Level: 1.000 mVrms
Stop Level: 1.250 Vrms
Step Type: Logarithmic
Number of Points: 30
Low-pass Filter: 80 kHz
THD+N Filter: 20 Hz highpass

THD+N Ratio vs Measured Level



Sequence Report

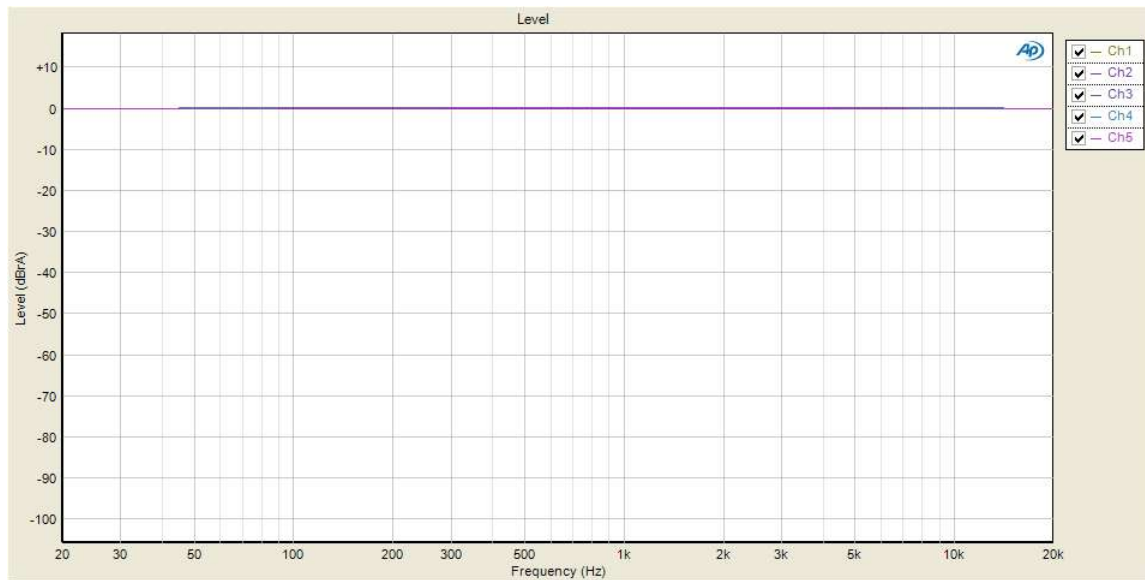


Signal Path1 : Amplifier response across the audio bandwidth

Test Conditions

Generator Level: 500.0 mVrms
Start Frequency: 20.0000 kHz
Stop Frequency: 20.0000 Hz
Number of Points: 31
Step Type: Logarithmic
Signal: 20Hz-20kHz 1/1 oct. (11pt)
Low-pass Filter: 80 kHz
THD+N Filter: 20 Hz highpass
Phase Ref Channel: Ch1

Level



THD+N Ratio

